



FAA Lighting During Wind Turbine Construction

Ensure your site complies with federal lighting regulations by adhering to these FAA requirements for lighting wind turbines under construction.

You cannot use a Notice to Airmen (NOTAM) to justify leaving turbines unlit.

FAA AC 70/7460-1L

- Once turbines reach a height of 200 ft. (61 m) during construction, an FAA L-810 steady-burning red light must be used.
- If grid power is unavailable, use a self-contained, solar-powered, steady-burning red LED light that meets the photometric requirements of an L-810 system.

L-810 lights must have a 32.5 candela (cd) minimum intensity at the peak and include infrared (IR) output.

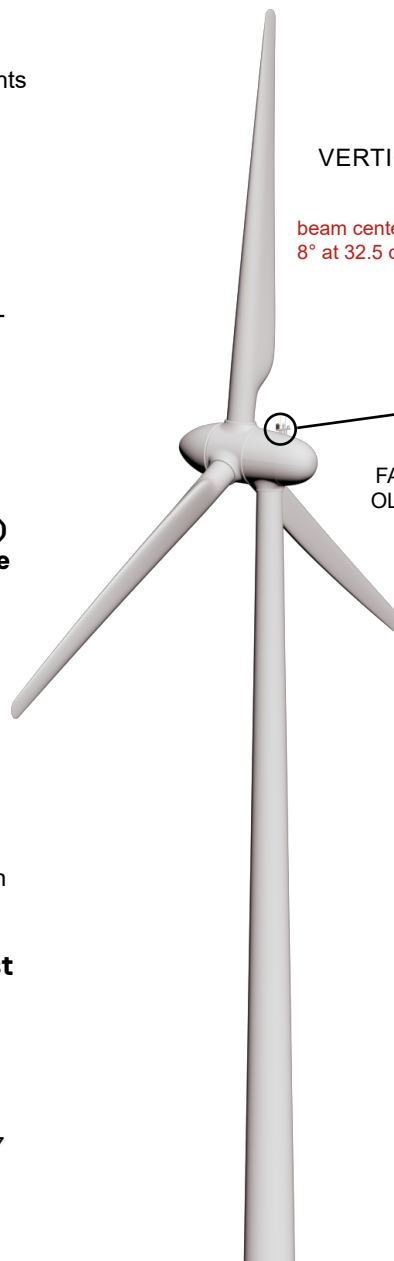
FAA AC 150/5345-43J

- The center of the vertical beam spread must be between +4 and +20°, the vertical beam spread must be at least 10° and the intensity at the highest and lowest angles of the beam spread must be at least 16.25 cd.
- For night vision goggle (NVG) compatibility, L-810 lights must include IR emitters that turn on and off with the visible light output.

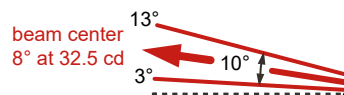
Temporary solar lighting systems must have 7 days of autonomy at 32.5 cd.

FAA Engineering Brief 76


- Autonomy refers to how long the light will last if all solar charging is removed. With 7 days of autonomy, the light should shine for 7 consecutive nights without receiving sunlight during the day.



VERTICAL BEAM SPREAD



FAA L-810 compliant OL800 atop a turbine.



OL800

- ✓ Self-contained
- ✓ Exceeds 32.5 cd
- ✓ NVG-compatible IR
- ✓ 7 days of autonomy



Older solutions are large, heavy and difficult to install.