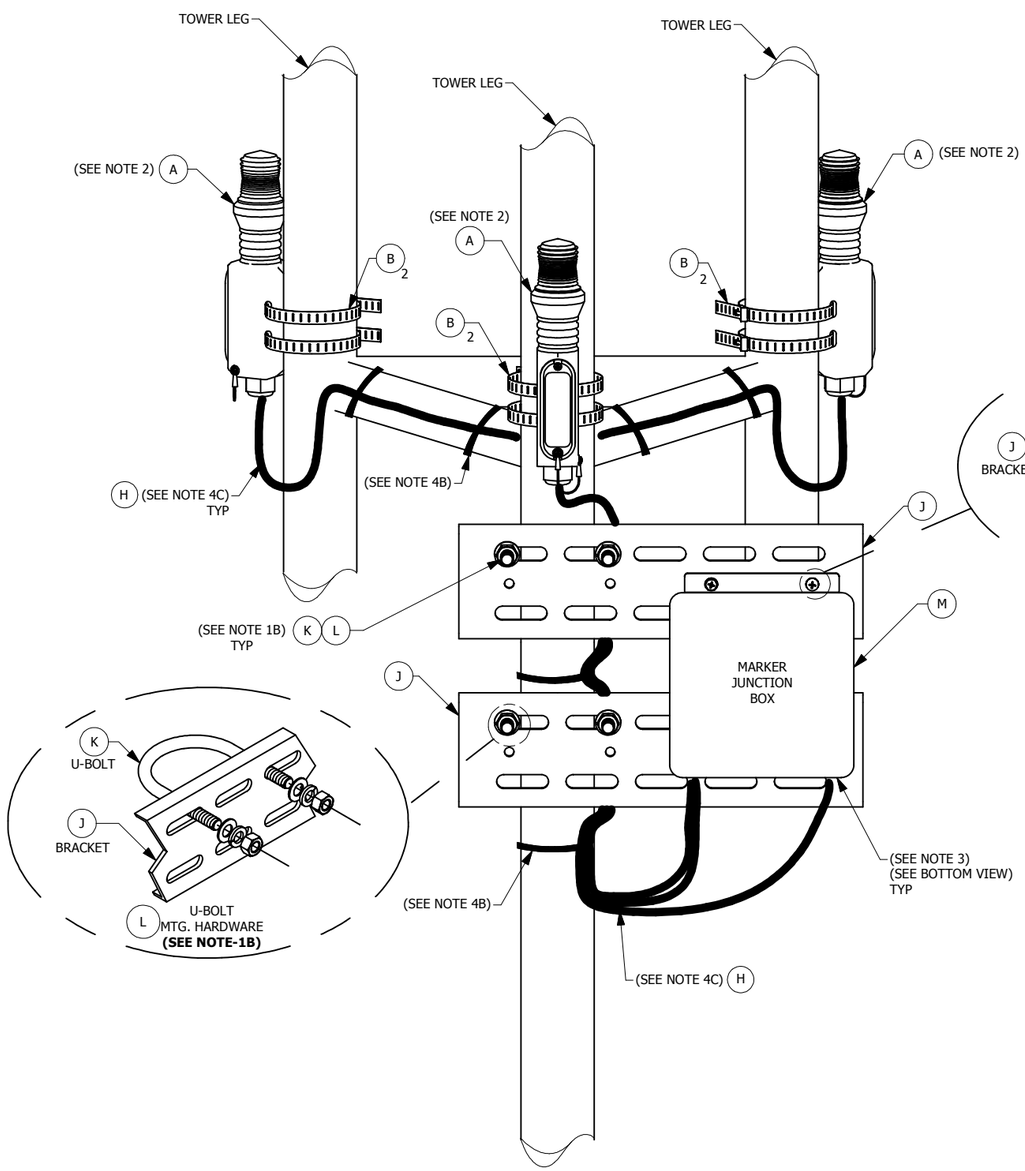

FH CABLE NOT SHOWN
GND CABLE NOT SHOWN

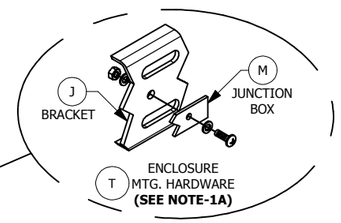

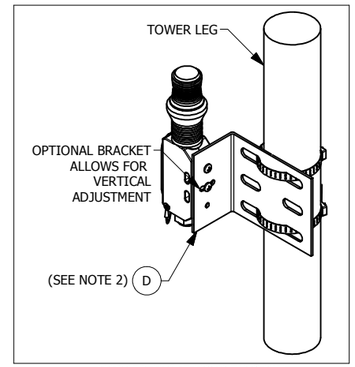

MARKER ANGLE MOUNTING KIT
(P/N F1903130)
OPTIONAL

ITEM M
MARKER JUNCTION BOX
BOTTOM VIEW
(SEE NOTE 3)

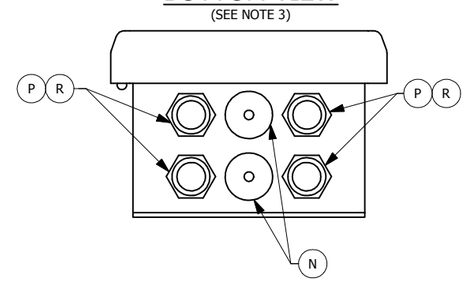

REVISIONS						
ZONE	REV	ECO	DESCRIPTION	REV BY	DATE	APPR BY
	A	5814	PRODUCTION RELEASE	SPS	03/06/14	HK
	B	5861	ADDED ITEM A2 MKR 370 AC IR	SPS	05/20/14	HK
	C	6294	UPDATED MARKER AND BOM	SG	12/27/16	HK

BILL OF MATERIAL

ITEM	P/N	DESCRIPTION			COMPONENT QTY 2 MKR	3 MKR	4 MKR	UNITS
	F190XXXX	MARKER L810 MKR 37X KIT			2	3	4	EA
A	INCLUDED IN ASSEMBLY	F11190XX	MARKER L810 MKR 37X		2	3	4	EA
B		F1903120	MKR 370 ADJUSTABLE STRAP KIT VANGUARD		2	3	4	EA
		INCLUDED IN ASSEMBLY	F5990252	CLAMP ADJUSTABLE 2" - 10"	4	6	8	EA
C		F79042XX	MARKER QUICK START GUIDE (NOT SHOWN)		1	1	1	EA
D	F1903130	MARKER ANGLE MOUNTING KIT **(OPTIONAL)**			2	3	4	EA
	F1137XXX	MKR 37X HARDWARE KIT GUYED			1	1	1	EA
E	INCLUDED IN ASSEMBLY	F5900905	TAPE, ELECTRIC, 2"		1	1	1	EA
F		F5900906	TAPE, FILAMENT, 1"		1	1	1	EA
G		F5991728	TAPE, 0.75" BLACK ELECTRIC		1	1	1	EA
H		F431XXXX	CABLE, TRAY RATED 18AWG/3C, 60 FT		1	1	1	EA
J		F3990810	BRACKET, ADJUSTABLE MOUNTING		2	2	2	EA
K		F5998351	U-BOLT HDG 1/2 X 3 X 5 CUSTOM THREAD		2	2	2	EA
L		F5991790	HARDWARE MOUNTING ASSY 1/2" (U-BOLT)		2	2	2	EA
		INCLUDED IN ASSEMBLY HARDWARE	F5998335	NUT HEX, HOT DIPPED GALVANIZED, 1/2"	4	4	4	EA
			F5998336	LOCKWASHER, HOT DIPPED GALVANIZED, 1/2"	4	4	4	EA
			F5998337	FLATWASHER, HOT DIPPED GALVANIZED, 1/2"	4	4	4	EA
		F1136107	HARDWARE KIT MARKER ENCLOSURE ASSEMBLY		1	1	1	EA
M		INCLUDED IN ASSEMBLY HARDWARE	F3136105	MARKER JUNCTION BOX (SEE NOTE 1A)	1	1	1	EA
N			F5902390	HOLE PLUG/CORD GRIP - 0.50"	2	2	2	EA
P			F5903170	CORD CONNECTOR 1/2" BLACK PLASTIC	4	4	4	EA
R			F5991690	LOCKNUT, 1/2" CONDUIT	4	4	4	EA
T			F5991775	MARKER BOX MOUNTING ASSEMBLY HARDWARE	2	2	2	EA
			INCLUDED IN ASSEMBLY HARDWARE	F5900759 SCREW, 1/4-20 X 1" PPH	4	4	4	EA
				F5901102 FLATWASHER, 1/4"	8	8	8	EA
				F5900436 NUT, ELASTIC STOP, 1/4"-20	4	4	4	EA

INSTALLATION NOTES

1. MARKER JUNCTION BOX AND CARRIAGE BOLT INSTALLATION :
A) LOCATE AND INSTALL MARKER JUNCTION BOX (M) TO ADJUSTABLE MOUNTING BRACKET (J).
B) TRIM U-BOLT (K) IF PERMISSIBLE, TO AVOID ANY INTERFERENCE.

2. INSTALLING MARKER FIXTURE:
A) PERMISSIBLE MARKER ANGLE IS UP TO 5° FROM VERTICAL WITHOUT OPTIONAL ANGLE MOUNTING KIT (D).

3. INSTALLING CABLE (H) THROUGH CORD GRIPS:
A) INSERT CABLE (H) THROUGH CORD GRIP (P), LEAVING ENOUGH CABLE LENGTH TO MAKE ELECTRICAL CONNECTIONS.
B) FROM THE OUTSIDE OF THE MARKER JUNCTION BOX, TIGHTEN CORD GRIP (P) TO SECURE CABLE (H).

4. INSTALLING CABLE (H) AND ELECTRICAL CONNECTIONS :
A) DIRECT ALL CONNECTING CABLES DOWN AND AWAY FROM MARKER JUNCTION BOX, TO PREVENT MOISTURE FROM ENTERING THE BOX.
B) SECURE ALL CABLES USING THE STANDARD 2-3-4 TAPING METHOD (E & F) AS DIRECTED IN EQUIPMENT MANUAL.
C) INSTALL A DRIP LOOP, FOR CABLE, NEAR THE MARKER JUNCTION BOX AND AT EACH MARKER FIXTURE.
D) FLASHHEAD AND GROUND CABLES TO BE INSTALLED PER MANUAL.
E) REFER TO MARKER QUICK START GUIDE (C) FOR PROPER ELECTRICAL CONNECTIONS.

5. TECHNICAL SUPPORT:
FOR TECHNICAL SUPPORT CALL "NOC" (1-800-821-5825).

MARKER INSTALLATION
GUYED TOWER
(3 MARKERS SHOWN)

*SEE BOM AND PACKING SLIP FOR DETAILS

COMPANY CONFIDENTIAL: INFORMATION CONTAINED HEREIN IS CONFIDENTIAL. IT IS THE PROPERTY OF SPX CORPORATION. IT IS TO BE USED SOLELY FOR THE PURPOSE PROVIDED, AND IT IS NOT TO BE DISCLOSED TO OTHERS WITHOUT THE PRIOR WRITTEN CONSENT OF SPX CORPORATION.

NEXT ASSEMBLY: **APPLICATION** USED ON

UNLESS OTHERWISE SPECIFIED DIMENSIONS ARE IN INCHES TOLERANCES:
.XX DECIMAL ± 0.02 .XXX DECIMAL ± 0.010
ANGLES ± 1° SURFACE QUALITY √MAX
MATERIAL: SEE BOM
FINISH: NA

ENGINEERING - PROPRIETARY

DRAWN BY:	SPS	DATE:	03/06/14
CHECKED BY:	HK	DATE:	03/06/14
ENGINEER:	HK	DATE:	03/06/14

THIRD ANGLE PROJECTION

Flash Technology
332 NICHOL MILL LANE
FRANKLIN, TN. 37067
UNITED STATES OF AMERICA
PHN: (615) 503-2000
FAX: (615) 261-2600

TITLE
MKR 37X
GUYED TOWER
INSTALLATION DRAWING

SIZE D DWG NO: 7790112 REV C
SCALE: NTS SHEET: 1 OF 1